

Introducing ALP Digital Learning



The Agribusiness Leadership Program (ALP) is a capacity-building program that helps IFC clients and AMEA members build more sustainable and secure supply chains. It uses assessment, training, and coaching to build the business management capacity of small agribusinesses in smallholder supply chains. ALP combines in-person training and coaching with opportunities for digital learning.

Why digital learning?

ALP digital learning offers accessible, flexible, and cost-effective learning experiences. Learners access content anytime, anywhere, which promotes remembering and application of learning. Use ALP digital learning to reach learners who might not attend in-person training, such as women and young people.



Contact us at agrileaderprogram@ifc.org

What digital learning content is available?

ALP digital learning includes content in multiple formats, such as video, infographics, interactive quizzes, and more. It is available to IFC clients and AMEA members through Microsoft Community Training.

Choose from 8 digital learning paths:

1. Fundamentals of Cooperatives
2. Bookkeeping Essentials
3. Fundamentals of Retail Management
4. Producer Organization Essentials
5. Business Sustainability
6. Internal Management
7. Finance and Accounting
8. Growing Your Business



Screenshot from Fundamentals of Retail Management

How can I use ALP digital learning in my project?




There are multiple ways to integrate ALP digital learning into your project. For example, learners can access the content using their own mobile device. Where technology access or digital literacy is limited, a trainer or coach can work through the digital content with learners in a group setting. Other configurations are possible. Conduct a digital readiness survey – also available through ALP – and consult with the ALP team on the best way to use digital learning in your project.

Contact us at agroleaderprogram@ifc.org

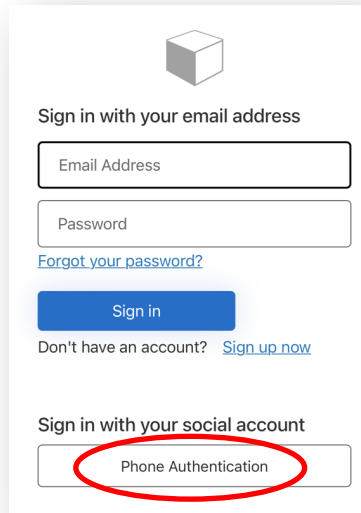
How do I access MCT?

Once the ALP team has registered you on Microsoft Community Training (MCT), follow these instructions to log in using your mobile number:

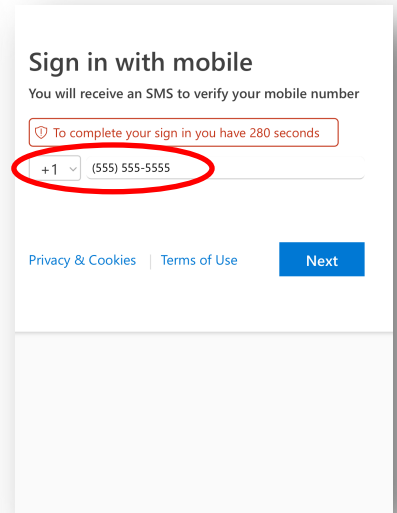
Step 1: Go to alpmct.azurefd.net.



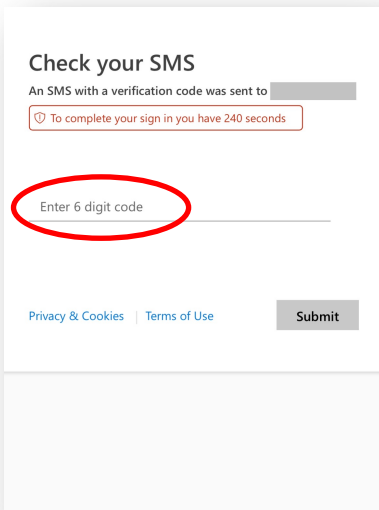
Step 2: Click "Phone Authentication".



Step 3: Change country code and enter your number.



Step 4: Enter verification code you received.



Step 5: You will see the "My Courses" page.



For Email Log-in:

The log-in process is different if you were registered using your email address. You will use a password instead of a verification code. At Step 2, enter your email and create a password if logging in for the first time.